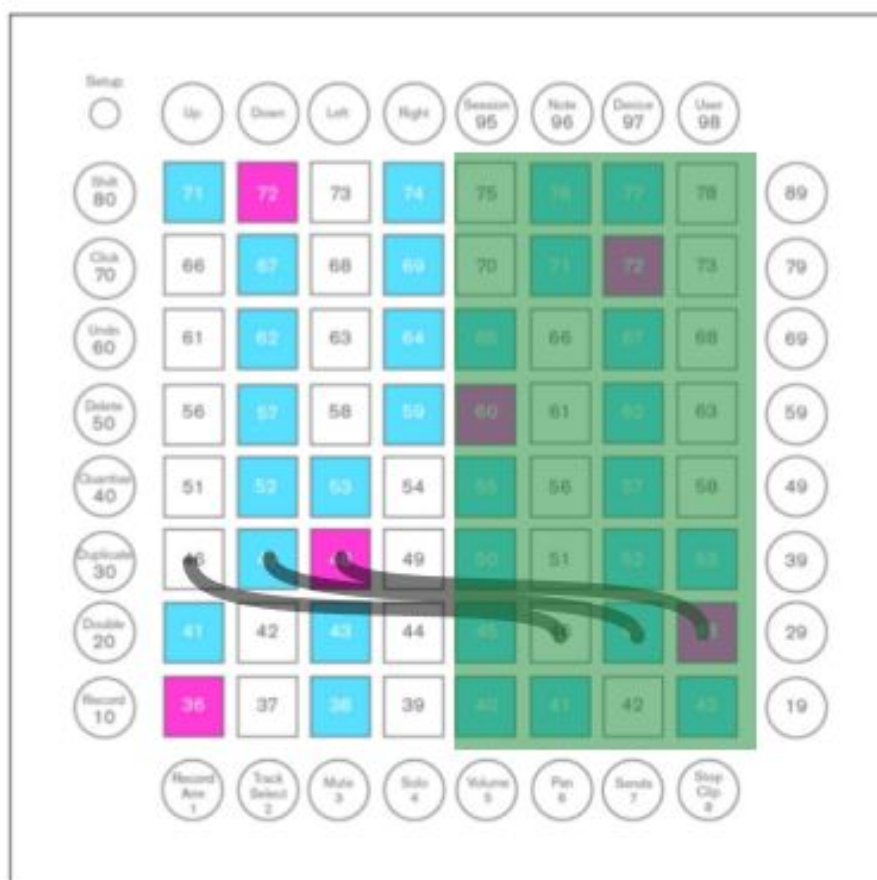


Launchpad Note Mode Cheat Sheet

(How to play chords, scales, and pentatonics -- CC-BY untergeek.de - Aug. 2019)

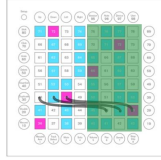
When you press the Note key when connected to Ableton Live, or switch the LP Pro on with a MIDI connector inserted, it goes into Note Mode - lowest note is in the bottom left corner; the row above is shifted by a fourth (much like the upper four strings of a guitar). Five notes per row; the rightmost three keys mirror the keys from the row above, giving you an effective range of three and a half octaves.

This padding means that you have to learn **one pattern** for each chord and scale, which you can just shift by a key - until you reach the right half of the Launchpad. **As soon as the lowest note is in this “Grip Change Zone”, use the alternate pattern.**

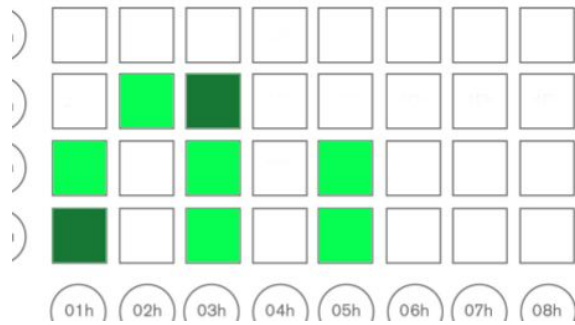


Standard

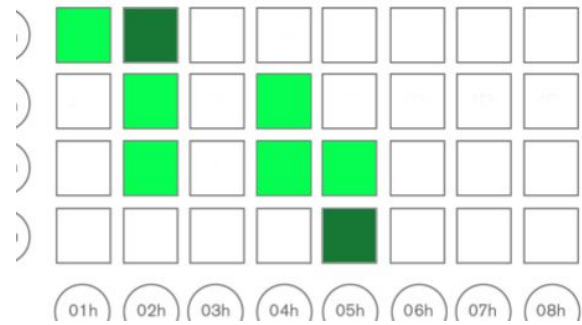
Variation



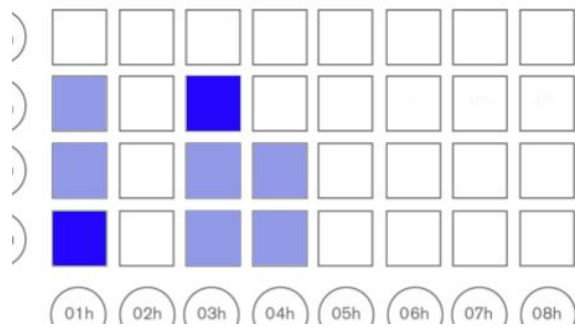
Major scale



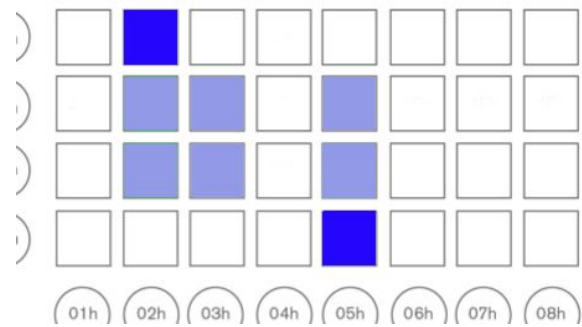
Major scale, zone



Minor scale (Aeolian)



Minor scale (Aeolian), zone



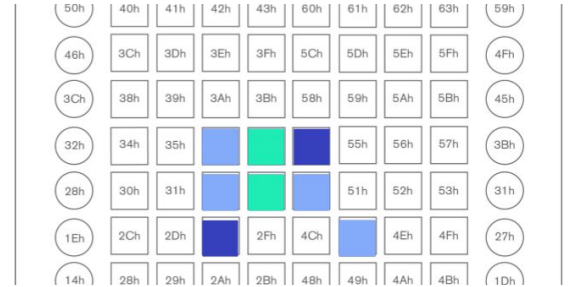
Pentatonic major scale (with blue notes)



Pentatonic major (w/ blue notes), zone



Pentatonic minor scale (w/ blue notes)



Pentatonic minor (w/ blue notes), zone

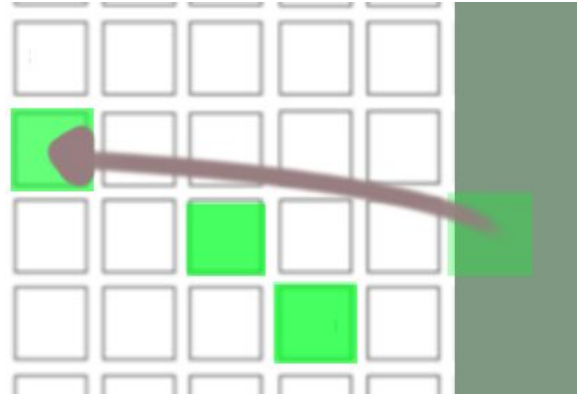


Major chords and inversions


Major




Major, zone



Major 1st inversion




Major 1st inversion, zone



Major 2nd inversion



Major 2nd inversion, zone

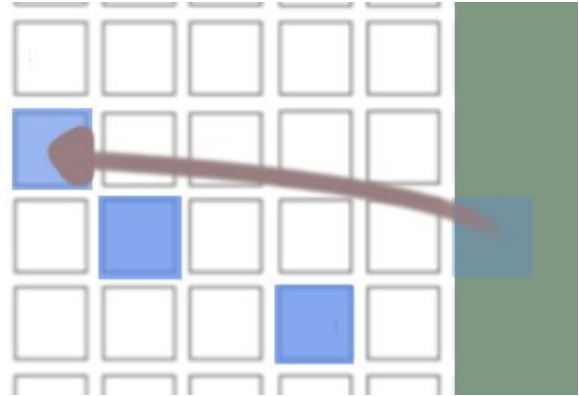


Minor chords and inversions


Minor



Minor, zone




Minor 1st inversion



Minor 1st inversion, zone



Minor 2nd inversion



Minor 2nd inversion, zone

